



*Senator Jeff Merkley's Remote Town Hall:
Smartphone and Tablet Instructions*

To join the meeting:

[Click this link](#) on a smartphone or tablet to go to the login page. Please tap "join" to enter the town hall.

NOTE: You'll need to download the Webex app on your device.

- For iPhones and iPads, [click here to get the app from the Apple App Store](#).
- For Android devices, [click here to get the app from the Google Play Store](#).

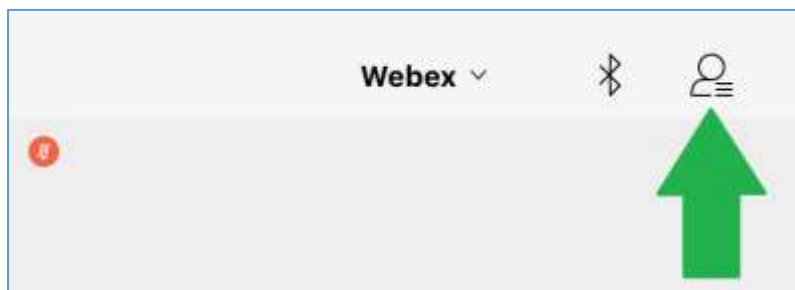
Here's what to expect during the meeting:

When you join on a smartphone or tablet, you'll see a placeholder image until Sen. Merkley starts the meeting. It will remind you how to get in the queue to ask a question.

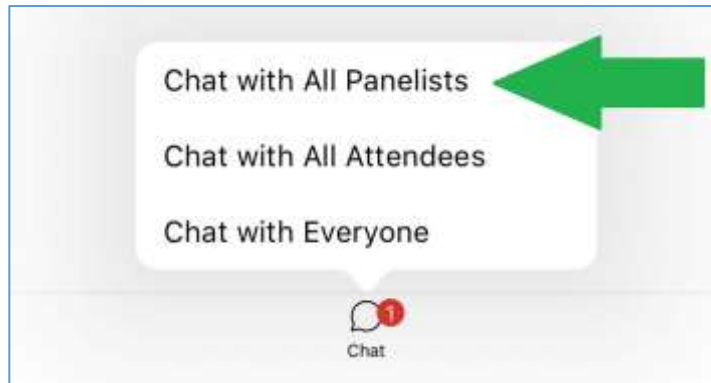
NOTE: Once the meeting begins, you'll automatically be muted and will not have video. The senator's staff will also join without video; you'll see their initials on the screen under Sen. Merkley's video.

To enter the queue to ask a question, you'll type your name and city into the chat function. Here's how:

1. On your screen, click on the "Participants" icon.



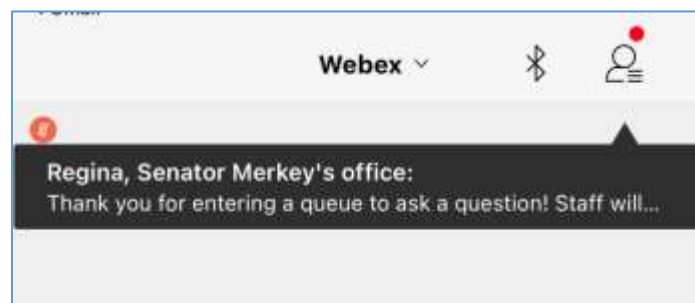
2. You will then see a “Chat” icon. Click on it, then click on “Chat with All Panelists.” (The other two options have been disabled.)



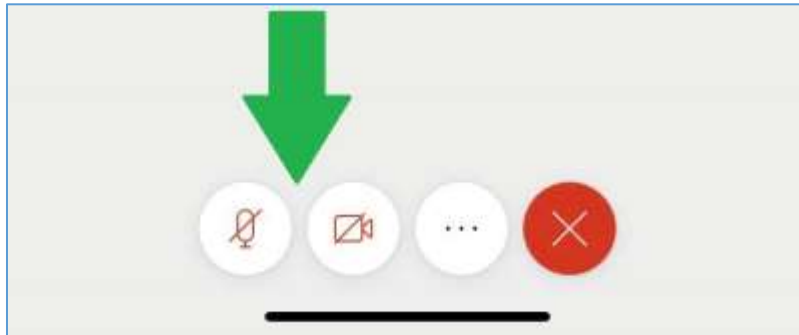
3. Type your name and city, then press send. Once you have pressed send, press the arrow to get back to the town hall screen.



4. A red dot and message will pop up once Sen. Merkley’s staff have responded to confirm you’re in the question queue. No further action needed!



- 5. If you come up in the queue, staff will unmute you to ask your question. You can also turn on your video, if you'd like.**



Sen. Merkley's staff will call on questioners on a first-come basis, and the senator will answer as many questions as time allows.